



Dear Provider,

Leon Health Plan has partnered with Availity to service your electronic data interchange (EDI) transactions and to offer a direct connection to our plan for the following health transactions.

Availity is now live as an EDI gateway for the following transactions:

- **LIVE** - Electronic claim submissions (837 P/I)
- **LIVE** - Electronic remittance advices – ERA (835)
(enrollment with Availity required)
- **LIVE** - Claims Status Inquiry & Response (276/277)
- **LIVE** - Requests and responses for eligibility and benefits (270/271)

The Payer Name and ID:

- Payer Name: Leon Health Plan
- The payer ID: A3565

What you can do now

Complete the steps below:

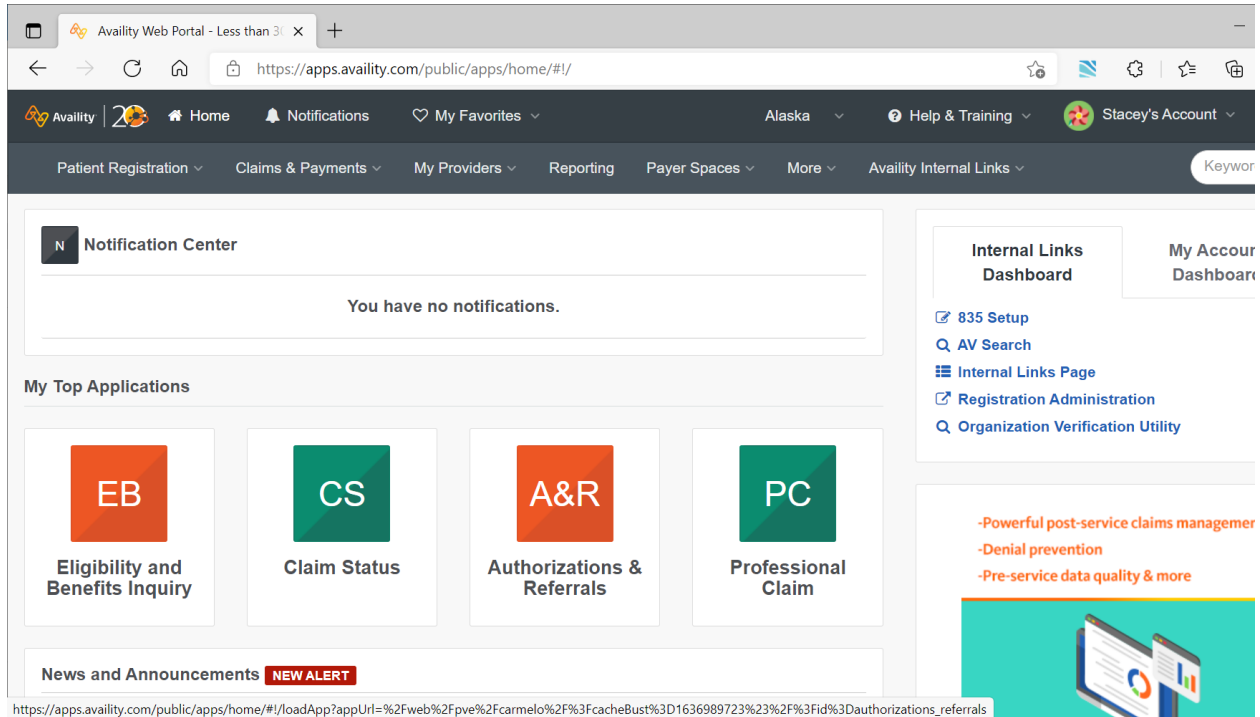
- 1. Register with Availity to get a customer account.**
 - a. Go to www.availity.com and click **Register**.
 - b. Follow the attached instructions to enroll to receive 835s from Leon

Sincerely,

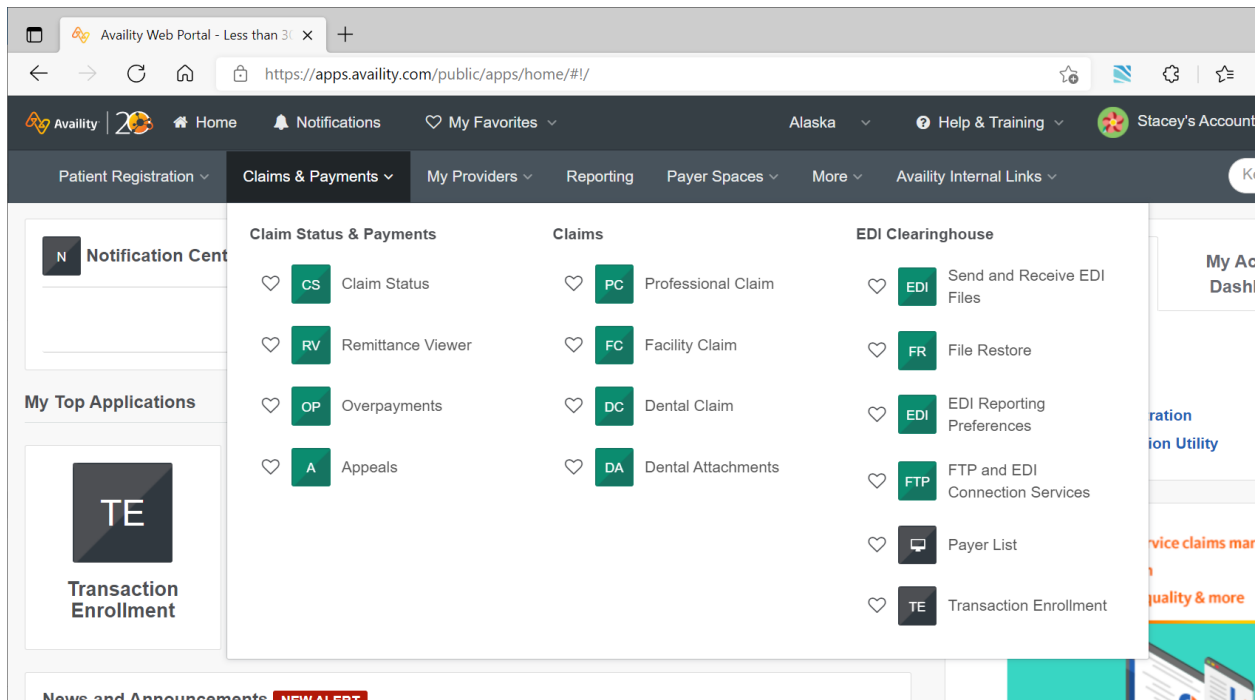
Leon Health, Inc.

Once provider created an Availity portal account, follow the steps below:

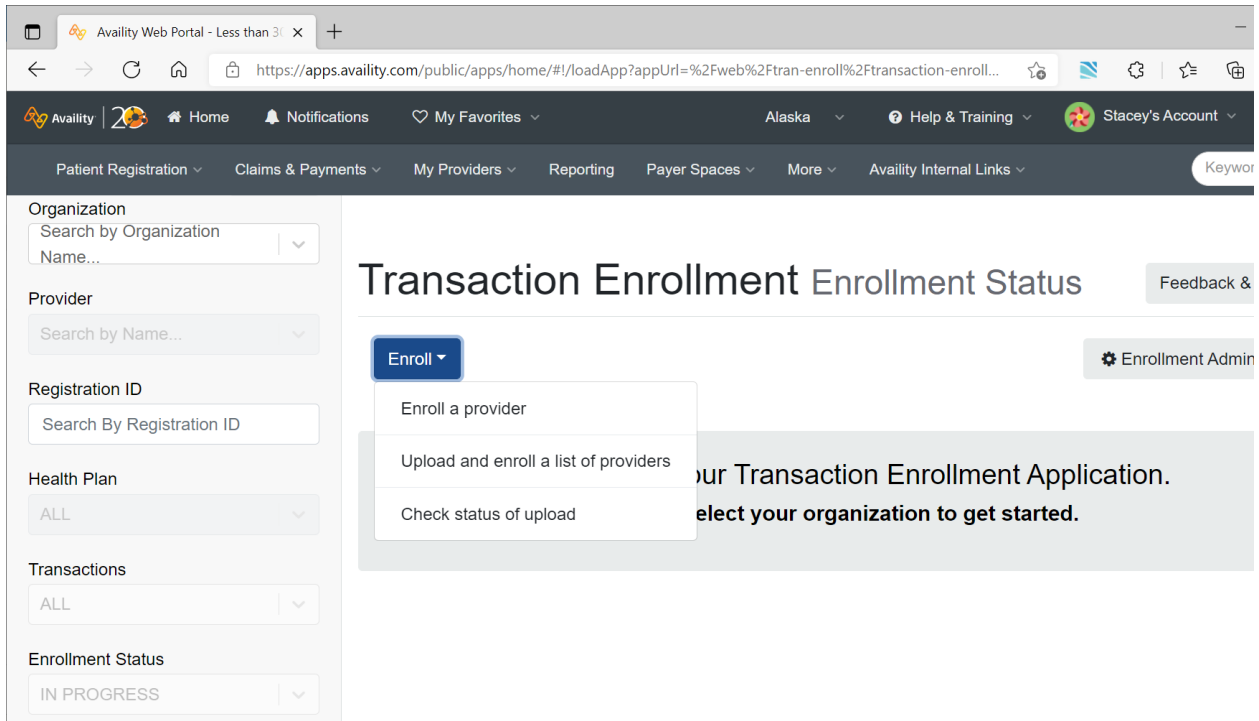
Step 1: Enrollment: Account administrator should log on and select: “*Claims & Payments*”



Step 2 Enrollment: From “*Claims & Payments*”; select “*Transaction Enrollment*”



Step 3 Enrollment: From “Transaction Enrollment” select “Enroll”



Step 4 Enrollment: Follow step by step instructions to enroll for 835 transaction

